

Geo Alert

ABR Geo Alert is very useful highly intuitive solutions for sending alert sms for parents. We can track the device anytime anywhere.

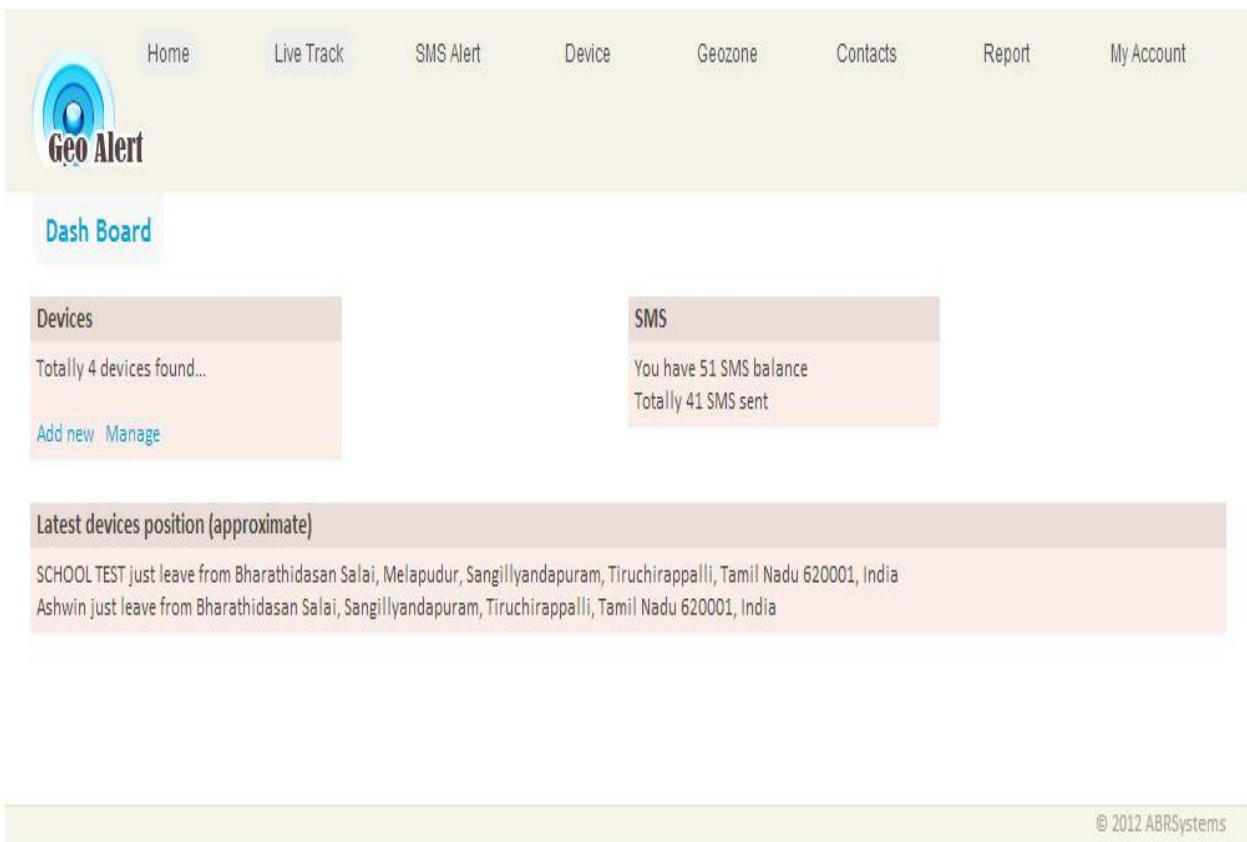
Don't wait for cab. We will come to the zone after receiving the alert sms.

Low GPRS utilized only when the cab is reaching the Zone.

The Features have been categorized for better understanding.

1) Dash board:

Dash board gives total control of devices, device current position and sms account balance.



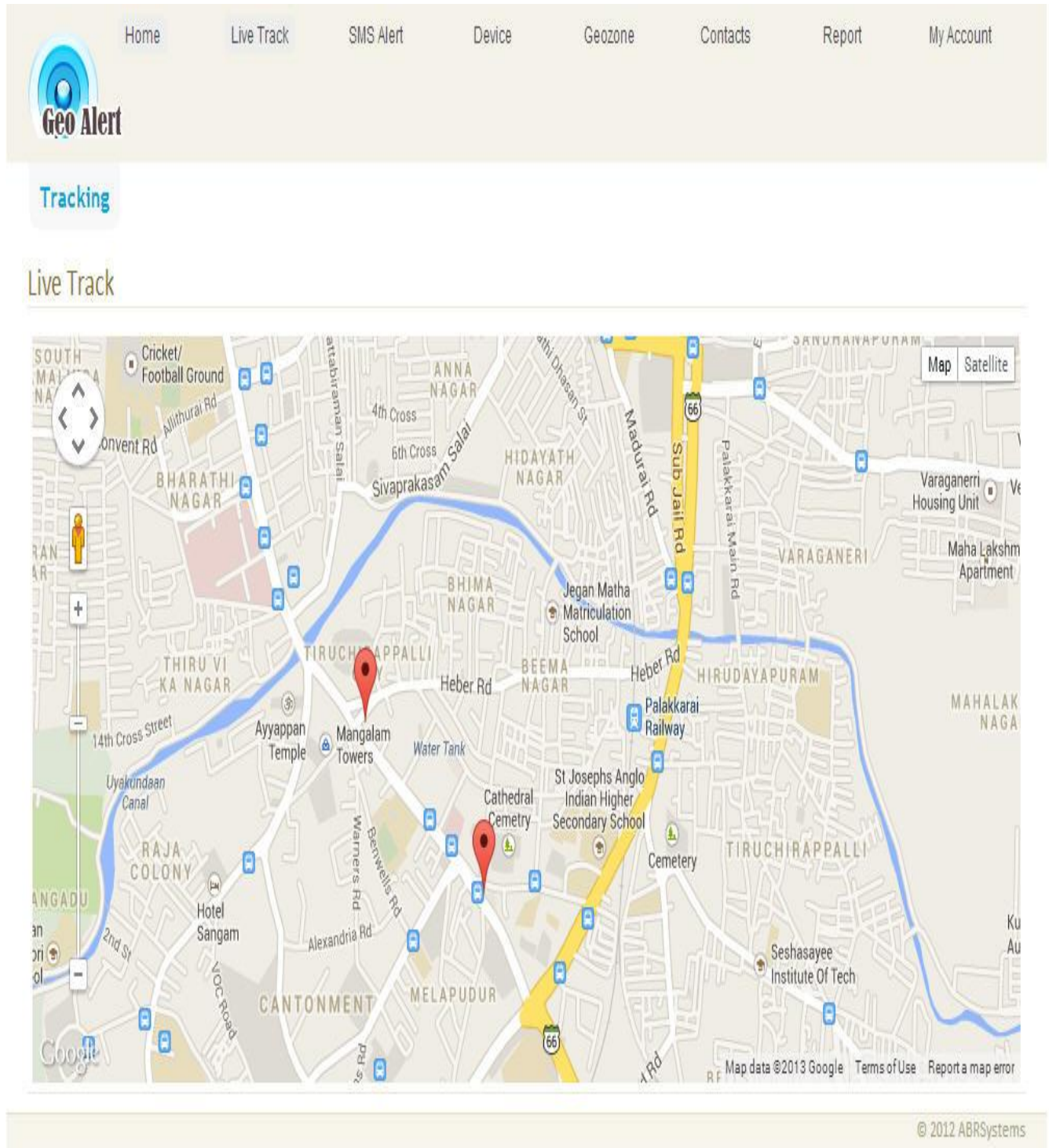
The screenshot shows the Geo Alert dashboard interface. At the top, there is a navigation menu with links: Home, Live Track, SMS Alert, Device, Geozone, Contacts, Report, and My Account. The main content area is titled "Dash Board" and contains several sections:

- Devices:** A box showing "Totally 4 devices found..." with links for "Add new" and "Manage".
- SMS:** A box showing "You have 51 SMS balance" and "Totally 41 SMS sent".
- Latest devices position (approximate):** A list of device locations, including "SCHOOL TEST just leave from Bharathidasan Salai, Melapudur, Sangillyandapuram, Tiruchirappalli, Tamil Nadu 620001, India" and "Ashwin just leave from Bharathidasan Salai, Sangillyandapuram, Tiruchirappalli, Tamil Nadu 620001, India".

At the bottom right of the dashboard, there is a copyright notice: © 2012 ABRSystems.

2) Live Track:

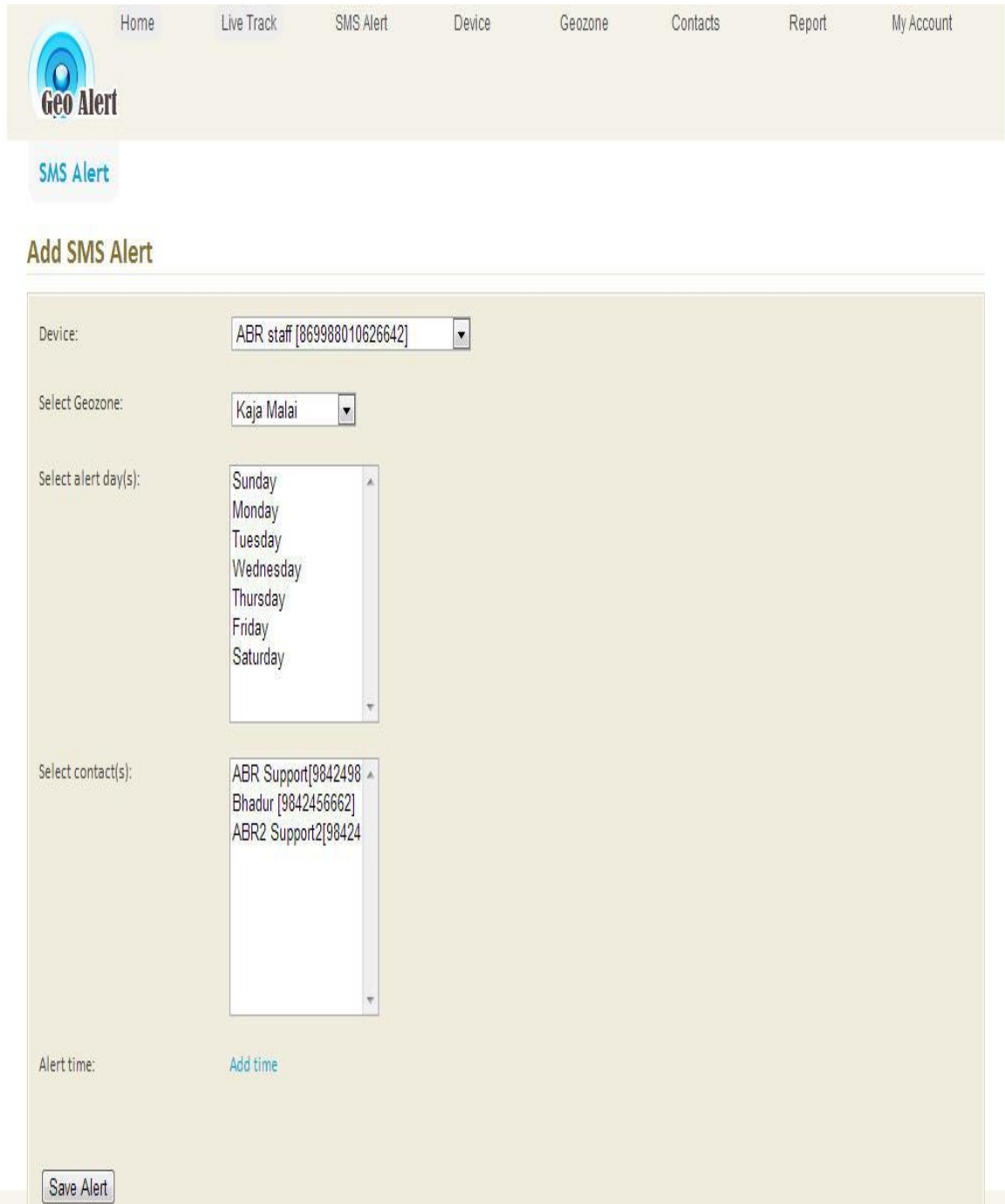
It is used to view the devices in map. We can find exact position of the device.



3) Sms Alert:

It is used to adding the multiple zones. We can manage the zones with radius.

Adding the zones and device to the contacts with days.



The screenshot shows a web application interface for adding an SMS alert. At the top, there is a navigation menu with links: Home, Live Track, SMS Alert, Device, Geozone, Contacts, Report, and My Account. Below the menu is a 'Geo Alert' logo and a 'SMS Alert' button. The main heading is 'Add SMS Alert'. The form contains the following fields:

- Device:** A dropdown menu with the selected value 'ABR staff [869988010626642]'.
- Select Geozone:** A dropdown menu with the selected value 'Kaja Malai'.
- Select alert day(s):** A multi-select list box containing the days of the week: Sunday, Monday, Tuesday, Wednesday, Thursday, Friday, and Saturday.
- Select contact(s):** A multi-select list box containing three contacts: 'ABR Support[9842498]', 'Bhadur [9842456662]', and 'ABR2 Support2[98424]'. The first contact is currently selected.
- Alert time:** A text input field with a blue link labeled 'Add time' next to it.
- Save Alert:** A button at the bottom left of the form.

[Home](#)[Live Track](#)[SMS Alert](#)[Device](#)[Geozone](#)[Contacts](#)[Report](#)[My Account](#)[Contact](#)

Manage Geozones

Name	Latitude	Longitude	Radius	Actions
Kaja Malai	10.7784161805461	78.6856037038804	0.5	 
Periyar College	10.7704587110079	78.6843269723893	0.5	 
Ayyappan Nagar	10.7625537317904	78.6826103586197	0.5	 
LIC Colony	10.7600030142499	78.681934441948	0.5	 
Samad School	10.783306494542	78.6917942422867	0.5	 
Maruthi Hospital	10.8102439533737	78.6803465742112	0.5	 
Uzhavar Santhai	10.8129944734158	78.6839836496354	0.35	 
BABA Tower	10.81820036951	78.6885326761246	0.35	 
Kohinoor Signal	10.8270628308317	78.6858343738556	0.35	 
TVS Tolgate	10.798788451301	78.6812799829484	1.5	 
ANNA Stadium	10.7830851673931	78.6970728296281	0.5	 

4) Devices

It is used to manage the devices.



Home Live Track SMS Alert **Device** Geozone Contacts Report My Account

Geo Alert

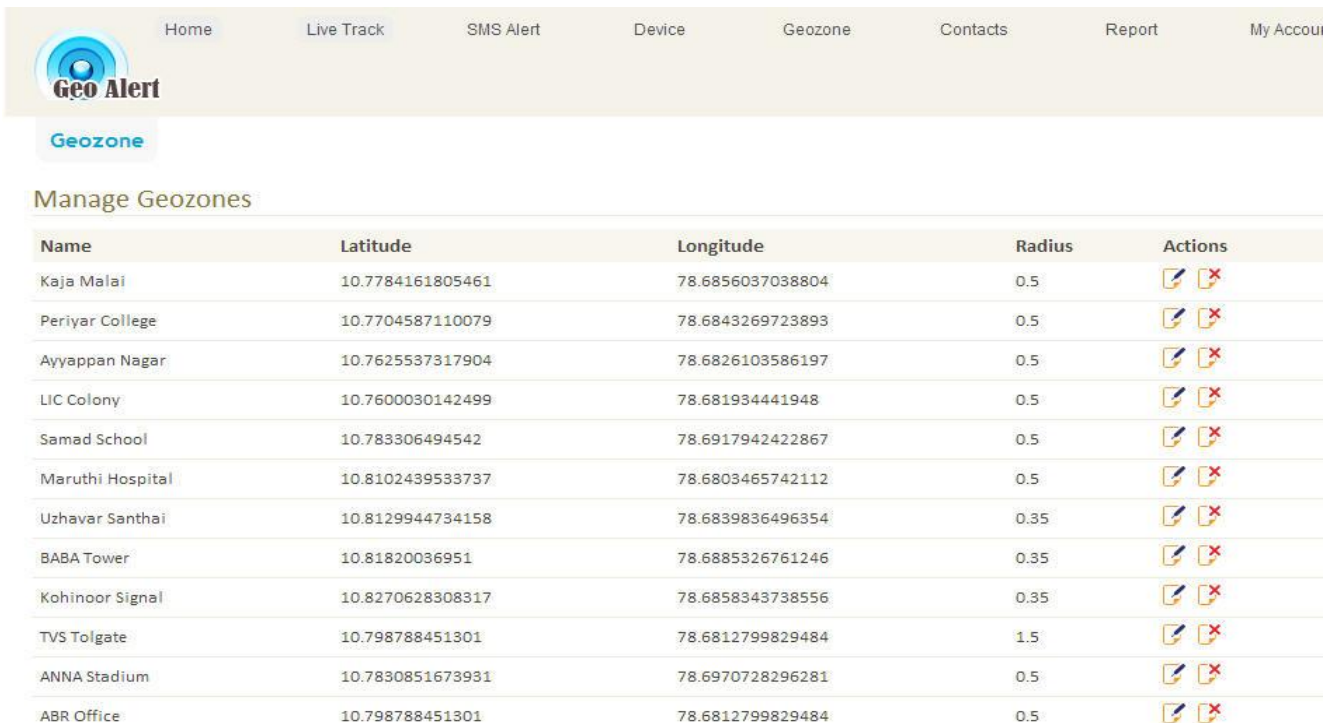
Device

Manage devices

Name	Device ID	Actions
ABR staff	869988010626642	
ABR New device	869988016567618	
SCHOOL TEST	862118021617375	
Ashwin	357413044472222	

© 2012 ABRSystems

5) Geo Zone



Home Live Track SMS Alert Device **Geozone** Contacts Report My Account

Geo Alert

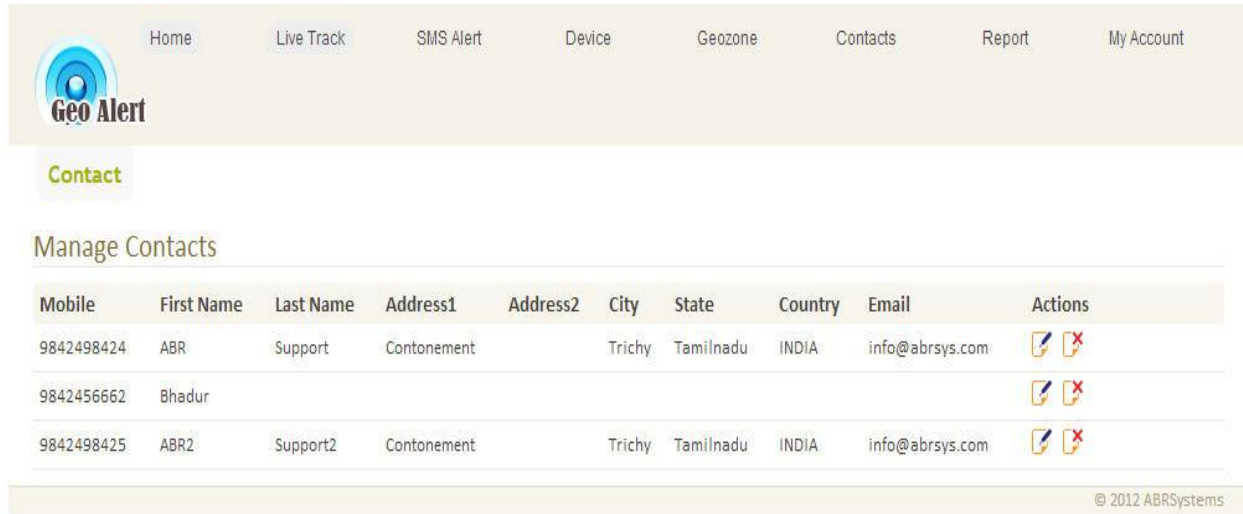
Geozone







Manage Geozones

Name	Latitude	Longitude	Radius	Actions
Kaja Malai	10.7784161805461	78.6856037038804	0.5	
Periyar College	10.7704587110079	78.6843269723893	0.5	
Ayyappan Nagar	10.7625537317904	78.6826103586197	0.5	
LIC Colony	10.7600030142499	78.681934441948	0.5	
Samad School	10.783306494542	78.6917942422867	0.5	
Maruthi Hospital	10.8102439533737	78.6803465742112	0.5	
Uzhavar Santhai	10.8129944734158	78.6839836496354	0.35	
BABA Tower	10.81820036951	78.6885326761246	0.35	
Kohinoor Signal	10.8270628308317	78.6858343738556	0.35	
TVS Tolgate	10.798788451301	78.6812799829484	1.5	
ANNA Stadium	10.7830851673931	78.6970728296281	0.5	
ABR Office	10.798788451301	78.6812799829484	0.5	

6) Contacts:

It is used to adding the contacts.

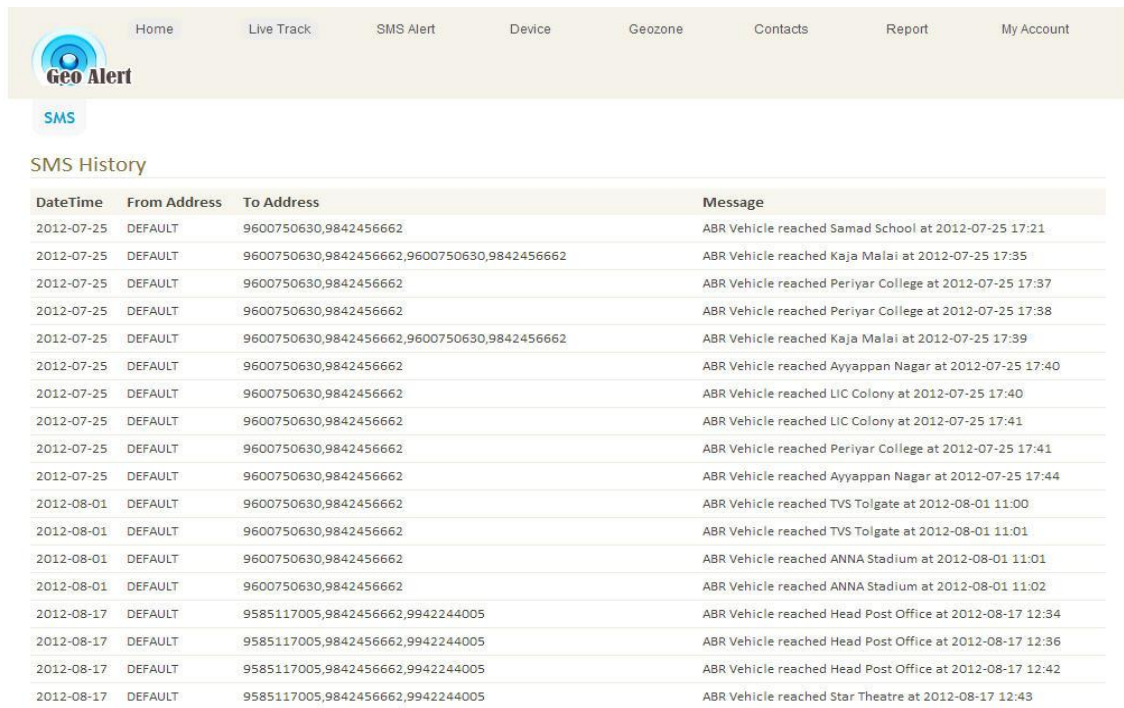


Mobile	First Name	Last Name	Address1	Address2	City	State	Country	Email	Actions
9842498424	ABR	Support	Contonement		Trichy	Tamilnadu	INDIA	info@abrsys.com	 
9842456662	Bhadur								 
9842498425	ABR2	Support2	Contonement		Trichy	Tamilnadu	INDIA	info@abrsys.com	 

© 2012 ABRSystems

6) Report:

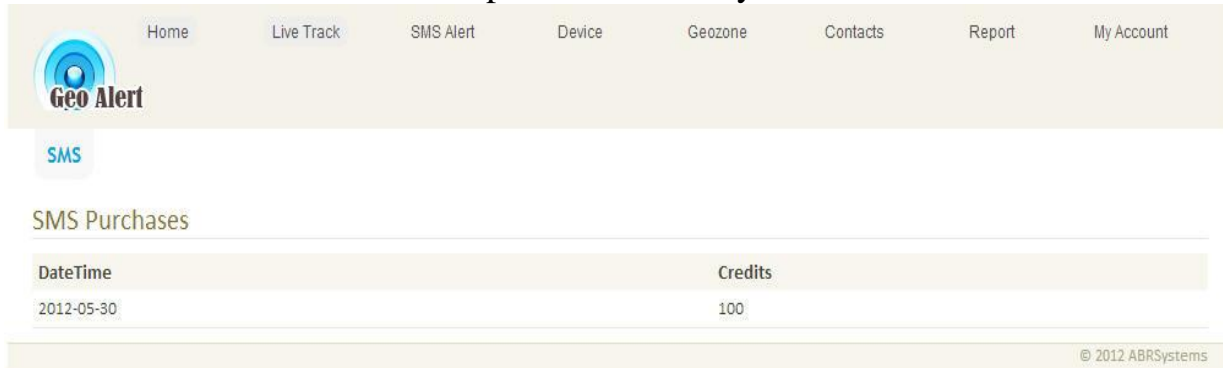
It is used to showing the Delivery reports of sms.



DateTime	From Address	To Address	Message
2012-07-25	DEFAULT	9600750630,9842456662	ABR Vehicle reached Samad School at 2012-07-25 17:21
2012-07-25	DEFAULT	9600750630,9842456662,9600750630,9842456662	ABR Vehicle reached Kaja Malai at 2012-07-25 17:35
2012-07-25	DEFAULT	9600750630,9842456662	ABR Vehicle reached Periyar College at 2012-07-25 17:37
2012-07-25	DEFAULT	9600750630,9842456662	ABR Vehicle reached Periyar College at 2012-07-25 17:38
2012-07-25	DEFAULT	9600750630,9842456662,9600750630,9842456662	ABR Vehicle reached Kaja Malai at 2012-07-25 17:39
2012-07-25	DEFAULT	9600750630,9842456662	ABR Vehicle reached Ayyappan Nagar at 2012-07-25 17:40
2012-07-25	DEFAULT	9600750630,9842456662	ABR Vehicle reached LIC Colony at 2012-07-25 17:40
2012-07-25	DEFAULT	9600750630,9842456662	ABR Vehicle reached LIC Colony at 2012-07-25 17:41
2012-07-25	DEFAULT	9600750630,9842456662	ABR Vehicle reached Periyar College at 2012-07-25 17:41
2012-07-25	DEFAULT	9600750630,9842456662	ABR Vehicle reached Ayyappan Nagar at 2012-07-25 17:44
2012-08-01	DEFAULT	9600750630,9842456662	ABR Vehicle reached TVS Tolgate at 2012-08-01 11:00
2012-08-01	DEFAULT	9600750630,9842456662	ABR Vehicle reached TVS Tolgate at 2012-08-01 11:01
2012-08-01	DEFAULT	9600750630,9842456662	ABR Vehicle reached ANNA Stadium at 2012-08-01 11:01
2012-08-01	DEFAULT	9600750630,9842456662	ABR Vehicle reached ANNA Stadium at 2012-08-01 11:02
2012-08-17	DEFAULT	9585117005,9842456662,9942244005	ABR Vehicle reached Head Post Office at 2012-08-17 12:34
2012-08-17	DEFAULT	9585117005,9842456662,9942244005	ABR Vehicle reached Head Post Office at 2012-08-17 12:36
2012-08-17	DEFAULT	9585117005,9842456662,9942244005	ABR Vehicle reached Head Post Office at 2012-08-17 12:42
2012-08-17	DEFAULT	9585117005,9842456662,9942244005	ABR Vehicle reached Star Theatre at 2012-08-17 12:43

Sms Purchase:

It shows the date of SMS purchase. We buy the Sms.



The screenshot shows the 'SMS Alert' menu item selected in the top navigation bar. Below the navigation bar, there is a 'Sms' button. The main content area is titled 'SMS Purchases' and contains a table with the following data:

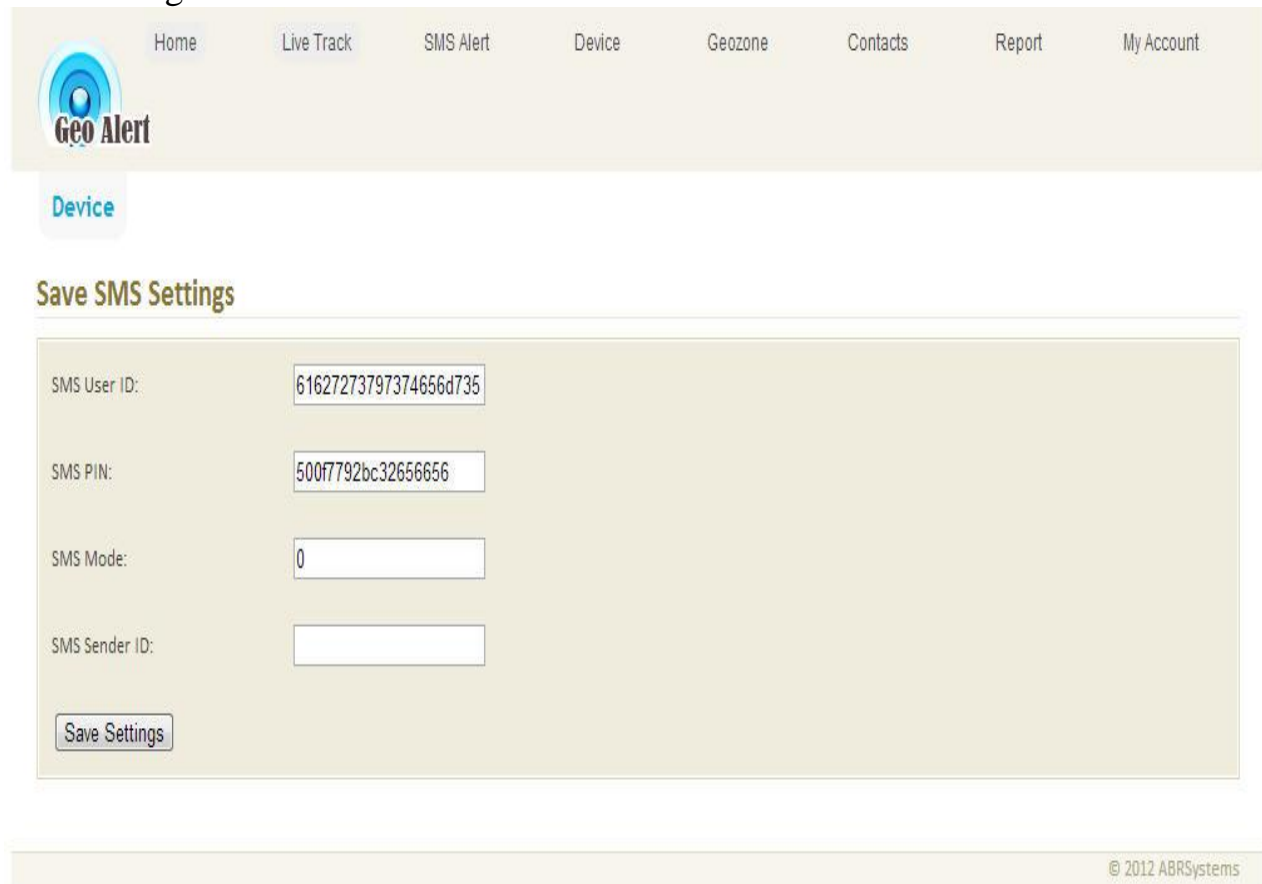
DateTime	Credits
2012-05-30	100

© 2012 ABRSystems

7) My Account:

It is used handling the account details.

Sms Settings



The screenshot shows the 'Device' menu item selected in the top navigation bar. Below the navigation bar, there is a 'Device' button. The main content area is titled 'Save SMS Settings' and contains a form with the following fields:

SMS User ID:


SMS PIN:

SMS Mode:

SMS Sender ID:

© 2012 ABRSystems

Account Settings:

Home Live Track SMS Alert Device Geozone Contacts Report My Account

[Account](#)

Account Info

Username:	demo
First name:	ABR
Last name:	SYSTEMS
Company:	ABR SYSTEMS (P) Limited
Address1:	Promanade Road
Address2:	Cantonment
City:	Trichy
State:	Tamilnadu
Country:	India
Email:	support@abrsys.org
Contact no.:	+919842456662
Fax:	

[Edit details](#)

Thank You