

STUDENT MANAGEMENT SYSTEM - Barcode Scanner

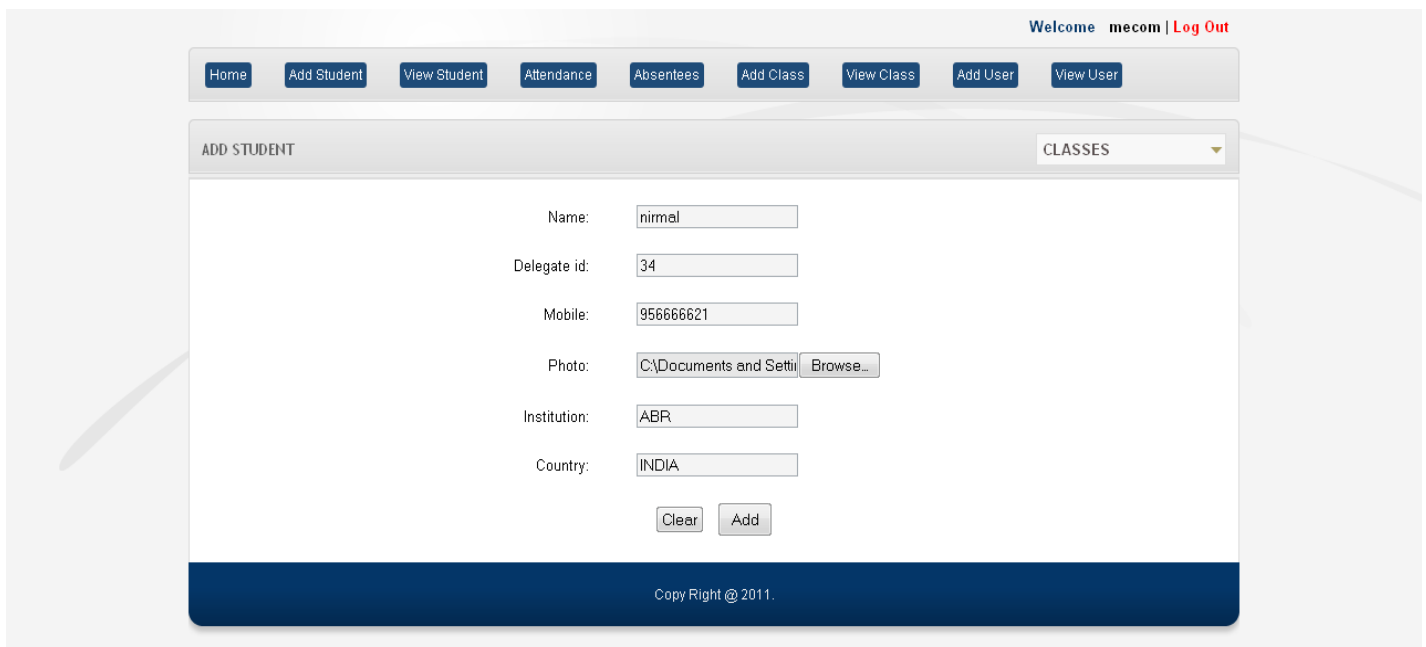
It is an application which will help you manage your student attendance quickly and easily using barcode scanner.

We can easily identify students who skipped their classes.

It is unique and easy we can able to prevent false attendance...because we create their barcode using their unique id..

Below shows description and screen shot for easy understanding the application

Student add form help us add student details.



The screenshot shows a web application interface for adding a student. At the top right, it says "Welcome mecom | Log Out". Below this is a navigation bar with buttons for Home, Add Student, View Student, Attendance, Absentees, Add Class, View Class, Add User, and View User. The main content area is titled "ADD STUDENT" and contains a form with the following fields:

- Name: nirmal
- Delegate id: 34
- Mobile: 956666621
- Photo: C:\Documents and Sett... Browse...
- Institution: ABR
- Country: INDIA

At the bottom of the form are "Clear" and "Add" buttons. A footer at the bottom of the page reads "Copy Right @ 2011."


After adding the student the barcode will automatically create for that particular student.






Welcome mecom | Log Out

Home Add Student View Student Attendance Absentees Add Class View Class Add User View User

VIEW STUDENT CLASSES

Student Delgate Id Mobile Search



ID	NAME	DELEGATE ID	MOBILE	BARCODE	PHOTO	ACTION
1	nirmal	34	956666621	 DS8LS8Qh76YL834		  

Pages: 1

Copy Right @ 2011.

Add classes:

We need to give classes because all attendance is based on the classes. By selecting Classes we can able to find the absentees list for the particular classes

Welcome mecom | Log Out

Home Add Student View Student Attendance Absentees Add Class View Class Add User View User

ADD CLASS CLASSES

Class Name:

Class Start Date: Date

Class End Date: Date

Venue:

Clear Add

Copy Right @ 2011.





View classes:

Welcome mecom | [Log Out](#)

[Home](#)
[Add Student](#)
[View Student](#)
[Attendance](#)
[Absentees](#)
[Add Class](#)
[View Class](#)
[Add User](#)
[View User](#)

VIEW CLASS CLASSES ▾

Class Fromdate ToDate

ID	CLASS	START	END	DAYS	ACTION
1	Tamil	2011-09-26	2011-09-28	2	 
2	Engilsh	2011-09-26	2011-09-26	1	 

Pages: 1

Copy Right @ 2011.

View attendance:

After getting attendance from barcode scanner the attendance is automatically stored We can get the attendance at any time.

Welcome mecom | [Log Out](#)

[Home](#)
[Add Student](#)
[View Student](#)
[Attendance](#)
[Absentees](#)
[Add Class](#)
[View Class](#)
[Add User](#)
[View User](#)

VIEW ABSENT CLASSES ▾

Class:

Total no of students:1 No of students attended:0 No of Absentee:1

ID	CLASS	STUDENT	DELAGATEID	DATE
No Records Found!				

Page:

Copy Right @ 2011.